



GROUP
Trans/Drive

MODEL
Sorento (BL)

NUMBER
020

DATE
September 2007


TECHNICAL SERVICE BULLETIN

SUBJECT:

SORENTO (BL) AUTOMATIC TRANSMISSION SHIFT KNOB

This bulletin provides information related to Sorento (BL) models produced from 6/14/2006~ 5/17/2007. Some Sorento (BL) shift knobs may develop a crack on the front side due to the screws being over-tightened. To repair this concern replace the shift knob and related parts; complete shifter assembly replacement is NOT necessary.

This bulletin describes the proper service procedure for replacing the transmission shift knob.



Shifter Assembly – Knob Change Replacement

File Under: Transmission/Driveline

Circulate To: General Manager Service Manager Parts Manager
 Service Advisor(s) Technician(s) Body Shop Manager Fleet Repair

SUBJECT:


SORENTO (BL) AUTOMATIC TRANSMISSION SHIFT KNOB

Replacement Procedure


1. Apply Parking Brake and turn the ignition switch ON (DO NOT START the ENGINE). Apply brake and shift into Drive range for removal.



2. Remove 2 screws from the shifter knob assembly.



3. Lower the trim piece from the shifter knob, then lift the knob off the shifter rod.




SUBJECT:**SORENTO (BL) AUTOMATIC TRANSMISSION SHIFT KNOB**


4. Make sure the internal shifter detent ramp is in the correct position as shown.



5. Install the new shifter knob, locate and align the screws and rotate the shift knob to orientate the retaining screws to the correct position.



6. Complete the retaining screw installation and tighten to 12~24 inch lbs. (1.3~2.4Nm).
7. Shift vehicle back to Park and test for proper operation.



SUBJECT:**SORENTO (BL) AUTOMATIC TRANSMISSION SHIFT KNOB****AFFECTED PRODUCTION RANGE:**

2007 Sorento (BL) vehicles produced from June 14, 2006 ~ May 17, 2007

PARTS INFORMATION:

Part Name	Part Number	Material Insert
Knob, Change	46711 3E200	Leather
	46711 3E000	Plastic PVC
Screws	K9917 70330	-

WARRANTY CLAIM INFORMATION:

Claim Type	Causal P/N	Qty.	N Code	C Code	Repair Description	Labor Op Code	Time	Related Parts	Qty.
W	46700 3E7709W	0	N59	C63	Shift Lever Knob Replacement	43712F00	0.2	46711 3E200 or 46711 3E000	1